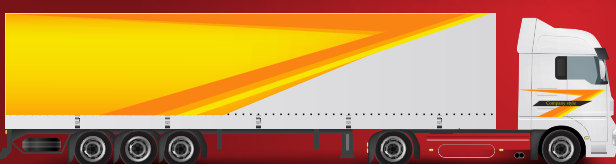


# ELD MANDATE IMPACT ON TRUCKING INDUSTRY



**3.5 MILLION**  
drivers in the US today



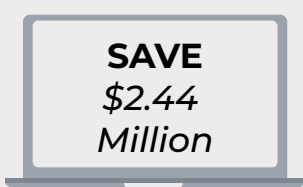
FMCSA justification for the mandate being positive



According to FMCSA, ELDs will save approximately  
**\$1.6 BILLION PER YEAR**  
as a result of less paperwork



Most of the devices will have a cost of  
**\$495 PER TRUCK**



The FMCSA has previously estimated that the ELD mandate will save around \$2.44 billion, which is a result of the amount of time drivers will save since

TOTAL PRODUCTION

OVERALL PRODUCTIVITY

LOSE



they will not be dealing with paper logs. However, other sources do not agree with that estimate; they estimate that the trucking industry will lose 3-5% of its total production, while smaller carriers will incur 6-10% loss in their overall productivity

An analysis done by the FMCSA shows that the device will prevent about



**20 FATAL ACCIDENTS**  
**434 INJURIES**

annually due to the fact that drivers will be less fatigued while driving

University Study done reviewing impact after the fact **Jan 2017 - Sept 2018**

**THE MANDATE INCREASED HOS COMPLIANCE OVERALL**



The percentage of inspections with intentional violations dropped from 6 percent before the mandate to 3.8 percent during light enforcement, a 37 percent reduction, and then to 2.9 percent during strict enforcement, a 52 percent reduction.

3.8%



LIGHT ENFORCEMENT

37%



REDUCTION

2.9%



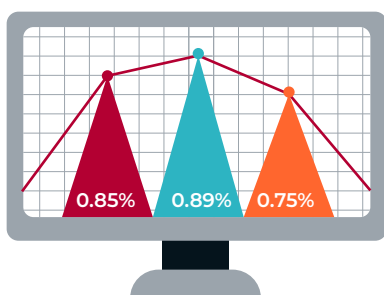
STRICT ENFORCEMENT

52%



REDUCTION

For larger carriers, the percentage of inspections with violations went from 0.85 percent to 0.89 percent to 0.75 percent.



**Weekly crashes prior to mandate averaged 1,717.**

During the light enforcement period, weekly crashes increased to 1,912, or 11.4 percent.

11.4%



LIGHT ENFORCEMENT

During the strict enforcement period, weekly crashes dropped to 1,703, or 0.8 percent.

0.8%



STRICT ENFORCEMENT

During the light enforcement period, owner-operators committed 22.7 percent more unsafe driving violations.

22.7%



LIGHT ENFORCEMENT

During the strict enforcement period, owner-operators committed 35.3 percent more unsafe driving violations.

35.3%



STRICT ENFORCEMENT

Comparatively, drivers for large carriers saw a 1.8 percent decrease in these violations during light enforcement and a 5.5 percent increase during strict enforcement.

1.8%



LIGHT ENFORCEMENT

5.5%



REDUCTION

ELD mandate penalties can cost anywhere from **\$1,000 TO \$11,000.**

The average recorded fine is **\$2,867** and the highest recorded fine was **\$13,680** as of 2018. They can also result in being placed out of service for 10 hours or more.